



Commitment of Traders Supplemental Net Positions - 12/17/10

(Encompassing trade through 12/14/10)

	Large Spec		Commercial		Index Traders		Small Traders		Total Open	OI
	Net Pos.	Net Chng*	Net Pos.	Net Chng*	Net Pos.	Net Chng*	Net Pos.	Net Chng*	Interest	Chng*
<i>Wheat (CBOT)</i>	(7,552)	8,155	(184,649)	(8,087)	212,435	(1,477)	(20,235)	1,407	583,067	0.0%
<i>Wheat (KCBT)</i>	53,470	(3,029)	(86,232)	1,160	34,419	283	(1,657)	1,586	226,762	-0.5%
<i>Corn</i>	305,515	24,976	(667,837)	(17,380)	442,442	1,434	(80,120)	(9,031)	2,118,708	1.8%
<i>Soybeans</i>	136,198	4,345	(303,067)	(7,047)	194,627	2,444	(27,759)	256	955,765	2.2%
<i>Soybean Oil</i>	45,308	4,709	(158,058)	(5,916)	100,036	1,089	12,715	119	439,474	3.5%
<i>Cotton #2</i>	43,352	822	(112,021)	25	60,618	(583)	8,051	(264)	365,971	4.4%
<i>Lean Hogs</i>	10,009	(436)	(83,495)	2,489	91,232	(1,387)	(17,747)	(666)	233,298	-0.7%
<i>Live Cattle</i>	86,344	(1,511)	(174,671)	2,860	135,162	(1,473)	(46,836)	123	402,764	-1.4%
<i>Feeder Cattle</i>	8,676	576	(3,669)	(313)	9,060	101	(14,066)	(362)	44,392	5.0%
<i>Cocoa (ICE)</i>	(2,054)	1,877	(28,831)	(1,149)	27,787	(444)	3,100	(282)	146,877	0.3%
<i>Sugar (ICE)</i>	92,919	3,548	(261,913)	(8,200)	138,259	655	30,736	3,997	985,279	3.7%
<i>Coffee (ICE)</i>	28,557	1,671	(80,505)	(2,363)	48,832	309	3,116	383	185,357	2.7%

* = Net change from last week's Commitment of Trader's Report

Index Fund Trade Breakdown

	Classified as Large Spec				Classified as Commercial				Spec.
	% Longs	Total Long	Net Chng	Pos. Size**	% Longs	Total Long	Net Chng	Pos. Size	Pos. Limit
<i>Wheat (CBOT)</i>	10.8%	26,138	(44)	2,376	87.7%	212,687	(1,438)	14,179	6,500
<i>Wheat (KCBT)</i>	31.0%	12,204	(837)	2,034	68.9%	27,100	713	2,085	6,500
<i>Corn</i>	16.6%	84,428	(1,668)	7,675	82.8%	420,583	6,310	28,039	22,000
<i>Soybeans</i>	16.0%	36,124	(83)	3,612	83.0%	187,196	4,274	12,480	10,000
<i>Soybean Oil</i>	13.7%	15,580	652	1,948	86.3%	98,121	4,184	7,009	6,500
<i>Cotton #2</i>	13.6%	10,311	5	1,031	85.8%	64,829	171	4,631	5,000
<i>Lean Hogs</i>	18.2%	17,007	(677)	2,430	80.5%	75,106	(1,228)	5,007	4,100
<i>Live Cattle</i>	20.0%	27,422	(1,366)	2,742	79.8%	109,453	(365)	7,297	5,400
<i>Feeder Cattle</i>	42.3%	3,946	74	564	57.1%	5,331	199	410	1,500
<i>Cocoa (ICE)</i>	45.6%	13,757	(141)	1,965	54.2%	16,334	(432)	1,256	6,000
<i>Sugar (ICE)</i>	22.8%	51,574	202	6,447	75.8%	171,429	3,834	12,245	15,000
<i>Coffee (ICE)</i>	17.8%	9,652	65	965	82.1%	44,438	588	3,174	5,000

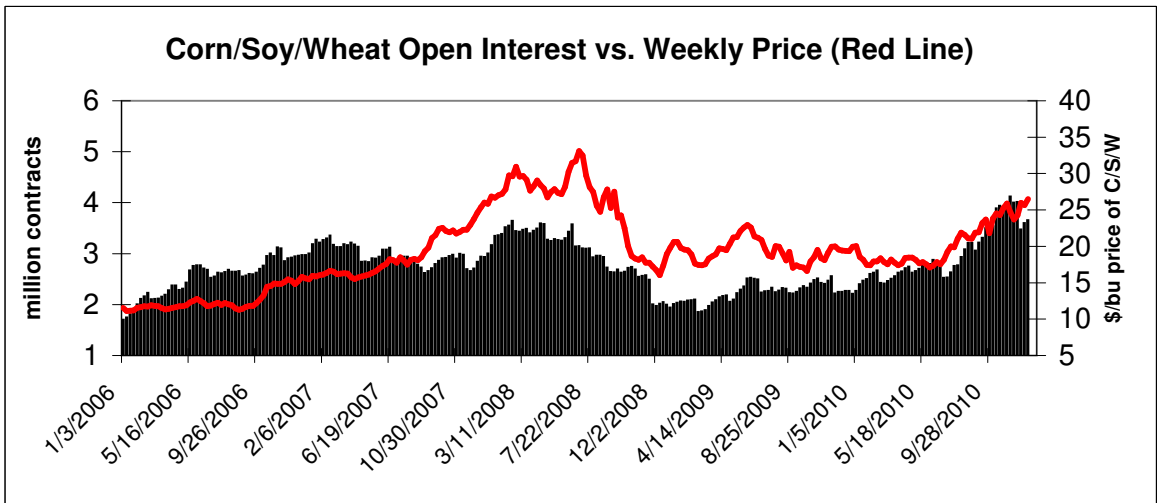
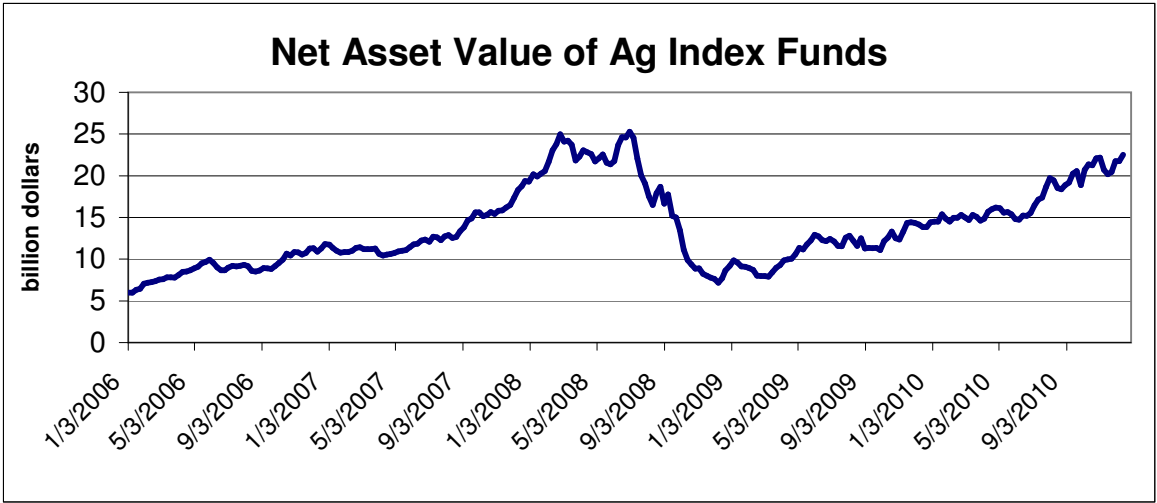
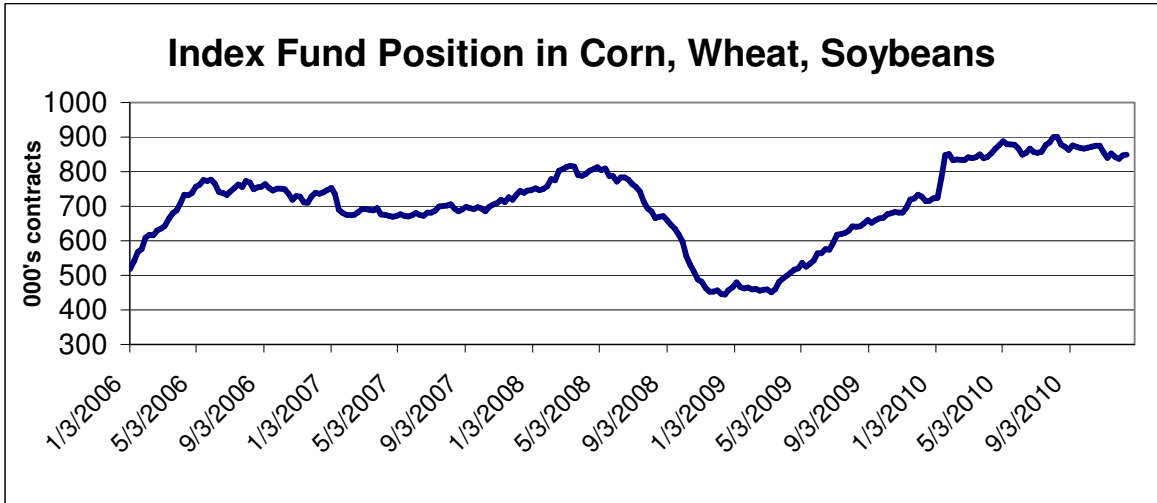
**Mean average long position size of individual firms

Old/New Crop Breakdown (Net Positions)***

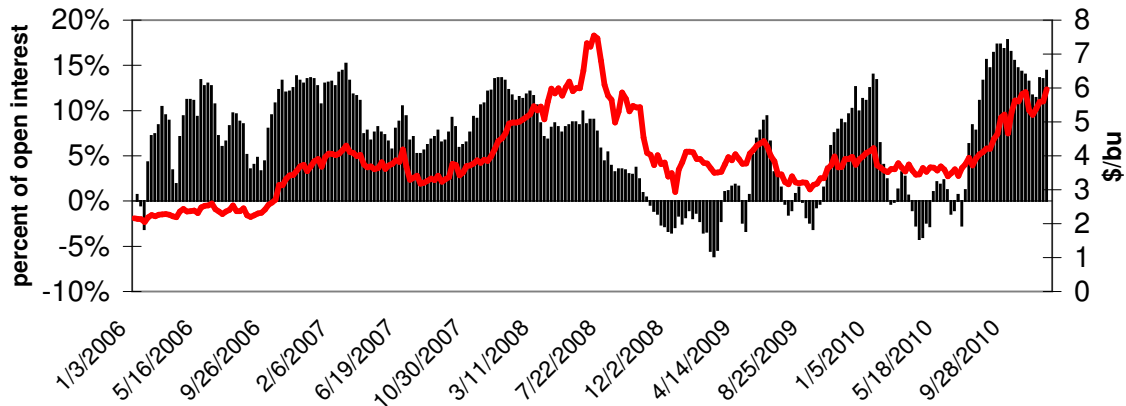
	Large Spec			Commercial			Small Spec		
	Old Crop	New Crop	Net***	Old Crop	New Crop	Net***	Old Crop	New Crop	Net
<i>Chi Wheat</i>	7,493	10,170	17,663	(6,752)	9,325	2,573	(740)	(19,494)	(20,234)
<i>KC Wheat</i>	62,203	3,471	65,674	(65,889)	1,872	(64,017)	3,686	(5,343)	(1,657)
<i>MPLS Wheat</i>	10,994	3,917	14,911	(13,475)	(2,297)	(15,772)	2,480	(1,620)	860
<i>Corn</i>	302,941	87,002	389,943	(252,952)	(56,870)	(309,822)	(49,988)	(30,132)	(80,120)
<i>Oats</i>	3,937	(62)	3,875	(4,960)	110	(4,850)	1,023	(47)	976
<i>Soybeans</i>	147,816	24,507	172,323	(136,794)	(7,770)	(144,564)	(11,021)	(16,738)	(27,759)
<i>Soybean Oil</i>	58,293	2,595	60,888	(70,343)	(3,260)	(73,603)	12,050	665	12,715
<i>Soybean Meal</i>	35,630	2,262	37,892	(56,071)	(4,928)	(60,999)	20,441	2,667	23,108

***Includes Index Fund Positions (from original/legacy CoT report)

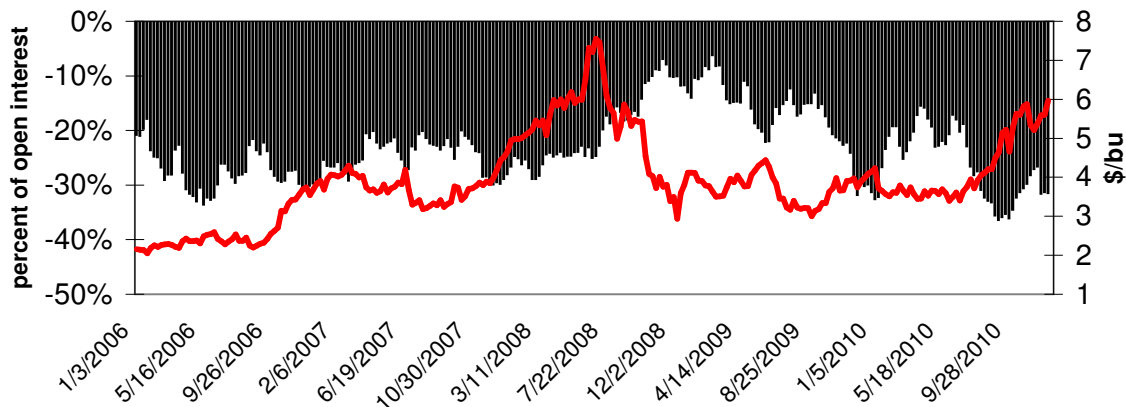
Reproduction or rebroadcast of any portion of this information is strictly prohibited without the written permission of the Linn group, inc. the information reflected herein is derived from sources believed to be reliable; however, this information is not guaranteed as to its accuracy or completeness. Opinions expressed are subject to change without notice. This material and any view expressed herein are provided for informational purposes only and should not be construed in any way as an inducement to buy or sell commodity futures or options contracts. The Linn group and its officers, directors, employees and affiliates may take positions for their own accounts in contracts referred to herein. Trading futures involves risk of loss. Past performance is not indicative of future results.



CORN - Large Spec Position vs. Weekly Price (Red Line)



CORN - Commercial Position vs. Weekly Price (Red Line)



CORN - Weekly Open Interest vs. Weekly Price (Red Line)

